



Pegasus Solar's Composition Shingle L-Foot Install Kit is a cost effective, high-quality option for legacy rail installations in one box. Flashing, L-Foot, Lag Screw and Captured EPDM Washer are included in a single kit of 24 complete mounts.


- Industry's first one-piece flashing
- No welds or deck level EPDM washers integrated in the flashing that can fail
- Industry leading 0.9" raised water seal
- Rugged cast constructed L-Foot
- Rounded corners for easy handling
- Placement notches to assist with alignment with string lines and pilot holes
- Includes 5/16" SS lag screw with captured EPDM washer 1.5" of vertical adjustability with L-Foot hardware channel
- Installation of base system requires only procurement of rail and rail hardware




1. Drill pilot hole in center of rafter.



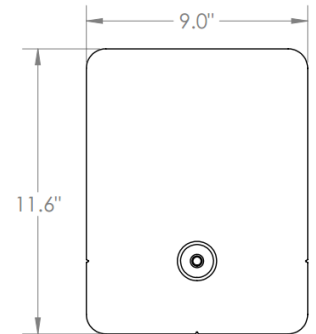
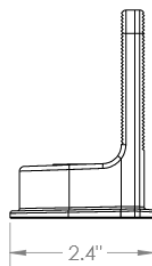
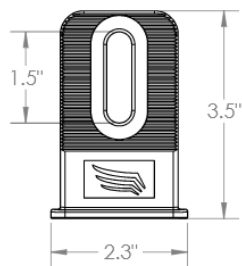
2. Apply a "U-shape" of sealant to underside of flashing and position under 2nd shingle course, cone over pilot hole. Optional: Fill cone with sealant.



3. Place L-Foot over cone and thread lag with washer through L-Foot.



4. Drive lag to required embedment. Attach rail using included M10 nut and bolt per rail manufacturer's instructions.



Specifications	Comp. L-Foot Install Kit
Contents	Flashing, L-Foot, Lag
Roof Type	Composition Shingle
Certifications	IBC, ASCE/SEI 7-10
Install Application	Railed Systems
Compatible Rail	All
Lag Screw Hardware	5/16" SS w/ washer
Flashing Material	Painted Galvalume Plus
L-Foot Material	Cast Aluminum
Kit Quantity	24
Boxes Per Pallet	48
SKU	RRCLF00MIBDK-24

